

—guitar hands—  
*unleash your inner musician.*

**Young Guitarist Studio**

# Class Syllabus

**Guitar Hands Academy International**



Hello and  
welcome to Our  
Guitar Classes!




# Introduction to the Classes

**A quick overview of your child's guitar course:**

**Welcome to Young Guitarist Studio!**

Here at Guitar Hands Academy we believe that every child has the gift of music in them, We work together with parents to unleash it. This is a vibrant, interactive guitar music course for young children aged 5 to 10. Our goal is to introduce the joy of music in a fun and age-appropriate way.





# 4 Step Lesson Approach

1

## Videos

Fun animated videos that introduce topics in a memorable way.

2

## Lesson Pdfs

Sharpening English skills while also exploring guitar music.

3

## Storybooks

Toddlers meet characters and join them on their own musical journeys.

4

## Games


Interactive games where Young Guitarists practice and complete challenges.

# Requirements for Class



## **6-string guitar (Acoustic or Classical)**

A guitar with all 6 strings intact and in useable condition.



## **Computer (Desktop or PC)**

Useable PC with good internet speed at least 10MBPS.



## **15 to 20 minutes for short brief classes**

2 weekly virtual classes are mandatory.

# How parents can be part of the musical journey

## 1. Set a Rhythm Together

- Pick a consistent practice time (just 15-20 minutes a day is powerful).
- Use a calendar or sticker chart to celebrate each session.
- Be their gentle reminder, not their manager  
- we want joy, not pressure!




# How parents can be part of the musical journey

## 2. Watch One Lesson With Them Each Week

- Sit in during one virtual class - or even just the start - to connect and to show interest.
- Ask: *“What was your favorite part?”* or *“Show me what you learnt today!”*
- Kids light up when parents show they’re proud.

## 3. Become the Audience

- Encourage mini performances for the family (even if it’s just strumming one string)
- Be their confidence - actively listen and applaud kids, reassure them and be the reason why they want to learn more.



# How parents can be part of the musical journey

## 4. Stay in the Loop with Us

- We'll send you progress updates, monthly reports, and encouragement
- You can also message us anytime - we're your partners in this.

## No guitar Knowledge Needed

- You don't need to teach. You don't need to play.
- We need you to **be there, cheer, and believe** in your child.

That alone helps your child grow confidence, stay committed, and fall in love with music.

Consider joining us for the first class, we would love to meet you!



# Syllabus at a glance



## **Month 1**

Getting to know the Guitar  
(The Guitar is My Friend)

## **Month 2**

Let's Make Sound  
(Melody Begins!)

## **Month 3**



Exploring the Strings  
(Playing String Songs)

## **Month 4**

Mini Songs & Musical Creativity  
(Introduce Timing & Clarity)

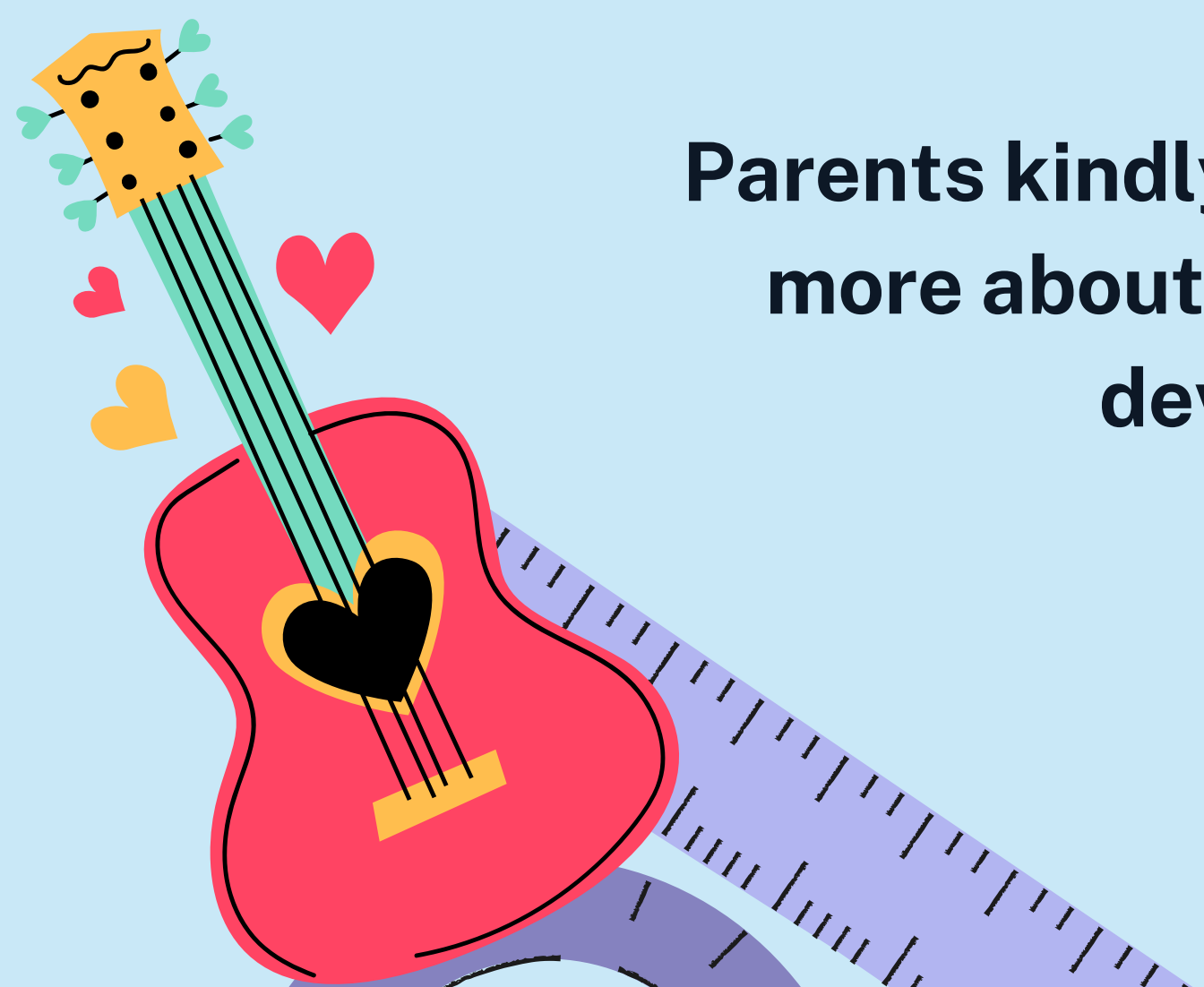
## **Month 5**

Celebration Month  
(Polish Songs & Etiquette)



# Thank you!

**Parents kindly have a look at the parent guide to learn more about how you can support you child as they develop their creative language.**



# Reach out to us:



+91 98634 47515



[guitarhandsaca@gmail.com](mailto:guitarhandsaca@gmail.com)



[guitarhandsacademy.com](http://guitarhandsacademy.com)



Guitar Hands Academy

*Where words fail  
Music Speaks*

